

## Joining Moldings - Carpet/Resilient

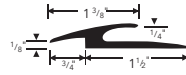
### 510 Tile-Carpet Joiner

One-piece molding. Joins 1/4" carpet to 1/8" tile.  
Packing: 25-12' secs, 300 lin ft per carton



### 515 Carpet to Resilient Transition

Transitions 1/4" or 5/16" glue-down carpet to 1/16" to 1/8" resilient.  
Packing: 20-12' secs, 240 lin ft per carton



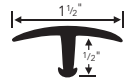
### 520 Cerco Bar 3/8"

One-piece molding for joining 5/16" carpet to 3/8" ceramic materials.  
Color: 2121 Black only  
Packing: 10-12' secs, 120 lin ft per carton



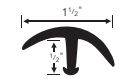
### 530 Cerco T

Snap-in T molding. Joins 1/2" material. Uses 625 track only.  
Packing: 20-12' secs, 240 lin ft per carton



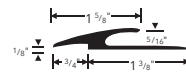
### 535 Cerco Edge T

Joins 1/2" material to lesser-gauge material. Uses 625 track only.  
Packing: 20-12' secs, 240 lin ft per carton



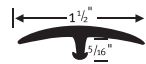
### 545 Carpet to Resilient Transition

Transitions 5/16" glue-down carpet to 1/8" resilient.  
Packing: 10-12' secs, 120 lin ft per carton



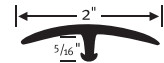
### 550 Snap-Down T

Snap-in T molding. Joins 1/4" or 5/16" material on each side. Uses 970, 980, or 990 track only.  
Packing: 20-12' secs, 240 lin ft per carton



### 555 Super 2" T

Snap-in T molding. Joins 1/4" or 5/16" material on each side. Uses 970, 980, and 990 track only.  
Packing: 20-12' secs, 240 lin ft per carton



### 560 Standard Edge T

Joins 1/4" to lesser-gauge. 1 1/8" wide; 1/4" leg. Uses 970, 980, or 990 track only.  
Packing: 20-12' secs, 240 lin ft per carton



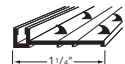
### 620 Pinless Metal Track

Designed to install T moldings 530, 535, 550, 555 and 560. Aluminum.  
Packing: 40-12' secs, 480 lin ft per carton.  
Sample not shown in this set, available upon request



### 625 Metal Track with pins

Designed to install T moldings 530, 535, 550, 555 and 560. Aluminum.  
Packing: 40-12' secs, 480 lin ft per carton.  
Sample not shown in this set, available upon request



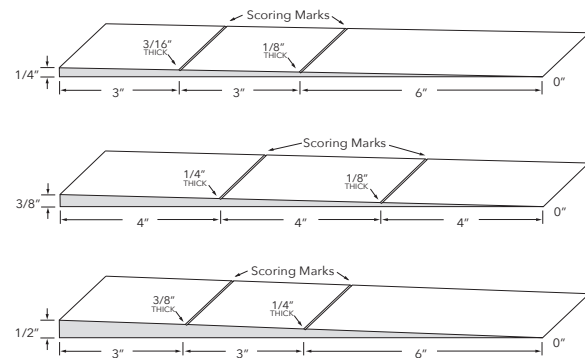
## Subfloor Transition System

### 085, 090, 095 Transitions

**085:** Butts to reduce from 1/4" to 0" in a 12" wide span. Can be cut at scoreline to reducer height as indicated.  
Color: 2121 Black only  
Packing: 10-4' secs, 40 lin ft per carton

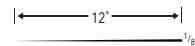
**090:** Butts to reduce from 3/8" to 0" in a 12" wide span. Can be cut at scoreline to reducer height as indicated.  
Color: 2121 Black only  
Packing: 5-4' secs, 20 lin ft per carton

**095:** Butts to reduce from 1/2" to 0" in a 12" wide span. Can be cut at scoreline to reducer height as indicated.  
Color: 2121 Black only  
Packing: 5-4' secs, 20 lin ft per carton



### 080 Wide Reducer

Butts to reduce from 1/8" to 0" in a 12" wide span.  
Color: 2121 Black only  
Packing: 20-4' secs, 80 lin ft per carton




## Technical Data

**Composition:** Thermoplastic Rubber and Vinyl  
**Installation:** Install with high quality solvent-based contact adhesive for compatibility  
**Application:** All moldings manufactured for heavy traffic areas  
**Applicable Standards:** Class 1 Fire Rated (ASTM E-648), ADA, OSHA

ADA  
Moldings meet the requirements of sections 4.5.2 (change in level) and ADA 4.5.3 (carpet-edge trim compliance) of the Americans with Disabilities Act (ADA). All of our flooring products conform with ADA Accessibility Guideline Requirements that floors be stable, firm, and slip-resistant.



## System Colors



## Abrasive Strip Inserts



Moldings available in 10 system colors unless otherwise indicated.

Matching vinyl and rubber Wall Base is available in 2 1/2", 4", 4 1/2", and 6" heights.

Also ask about our Suburban Collection Tile and Stair Tread products including Treads, Stringers and Risers.

Up-charge applies for photoluminescent insert.

- All floor moldings conform to current ADA requirements
- Manufactured of 100% first quality thermoplastic rubber and vinyl
- Extremely durable for outstanding wear in heavy traffic areas
- Flexible for easy installation

Always install in accordance with Community installation instructions which may be downloaded at [mycommunitydesign.com](http://mycommunitydesign.com)

For a more complete molding selection, full warranty coverage and installation instructions call or visit [mycommunitydesign.com](http://mycommunitydesign.com)



community  
suburban collection

Installer's Pocket Guide

Accessories

